



## Q3 FY16 Results

# Triton Valves Limited

*This presentation contains statements that contain “forward looking statements” including, but without limitation, statements relating to the implementation of strategic initiatives, and other statements relating to Triton Valves Limited’s future business developments and economic performance.*

*While these forward looking statements indicate our assessment and future expectations concerning the development of our business, a number of risks, uncertainties and other unknown factors could cause actual developments and results to differ materially from our expectations.*

*These factors include, but are not limited to, general market, macro-economic, governmental and regulatory trends, movements in currency exchange and interest rates, competitive pressures, technological developments, changes in the financial conditions of third parties dealing with us, legislative developments, and other key factors that could affect our business and financial performance.*

*Triton Valves undertakes no obligation to periodically revise any forward looking statements to reflect future / likely events or circumstances.*

# Q3 Highlights



# Q3 FY16 Results Overview

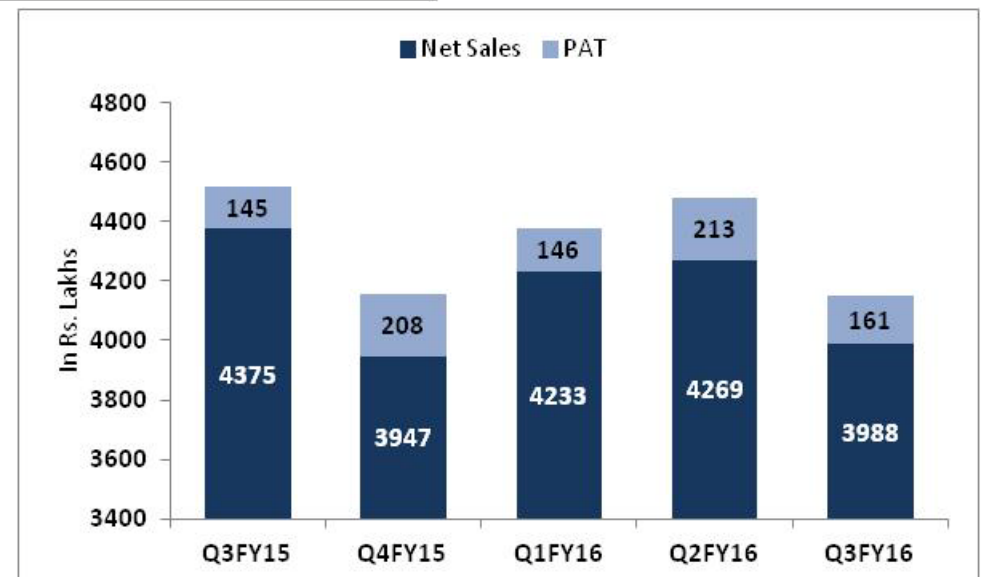
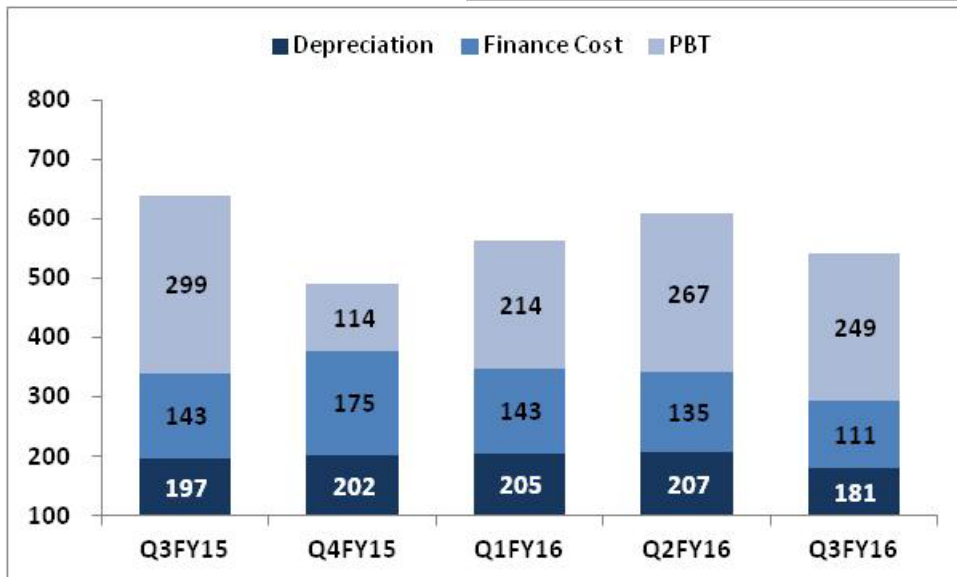
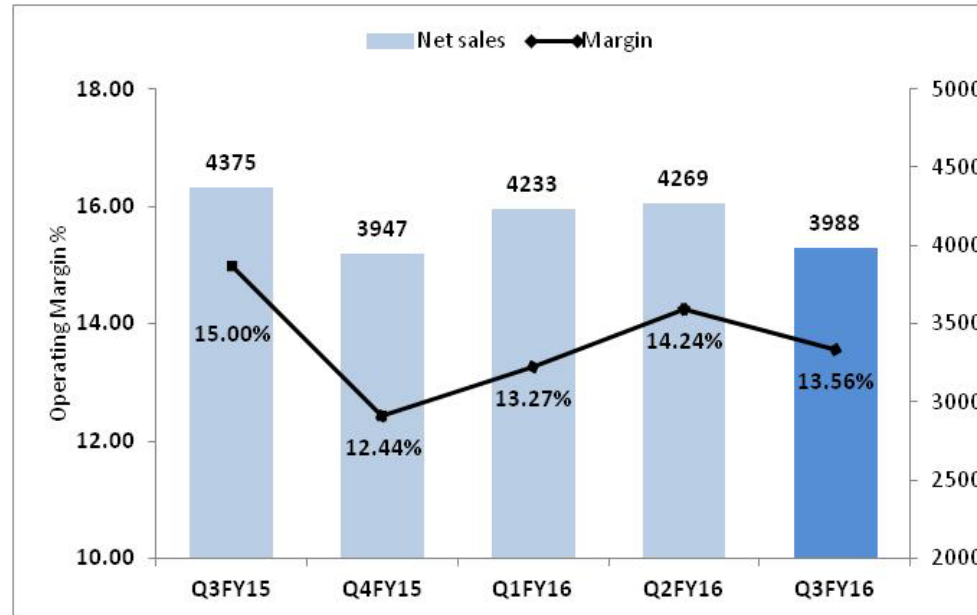


<b>in Rs. Lakhs</b>	<b>Q3FY16</b>	<b>Q3FY15</b>	<b>% YoY</b>	<b>Q2FY16</b>	<b>% QoQ</b>
<b>Revenue</b>	<b>3988.06</b>	<b>4375.75</b>	<b>-8.86%</b>	<b>4269.25</b>	<b>-6.59%</b>
<b>EBITDA</b>	<b>540.96</b>	<b>638.08</b>	<b>-15.22%</b>	<b>608.15</b>	<b>-11.05%</b>
<b>% margin</b>	<b>13.56%</b>	<b>14.58%</b>		<b>14.24%</b>	
<b>PBT</b>	<b>248.75</b>	<b>298.52</b>	<b>-16.67%</b>	<b>266.54</b>	<b>-6.67%</b>
<b>PAT</b>	<b>161.17</b>	<b>144.79</b>	<b>11.31%</b>	<b>212.73</b>	<b>-24.24%</b>

# Q3 FY16 Performance



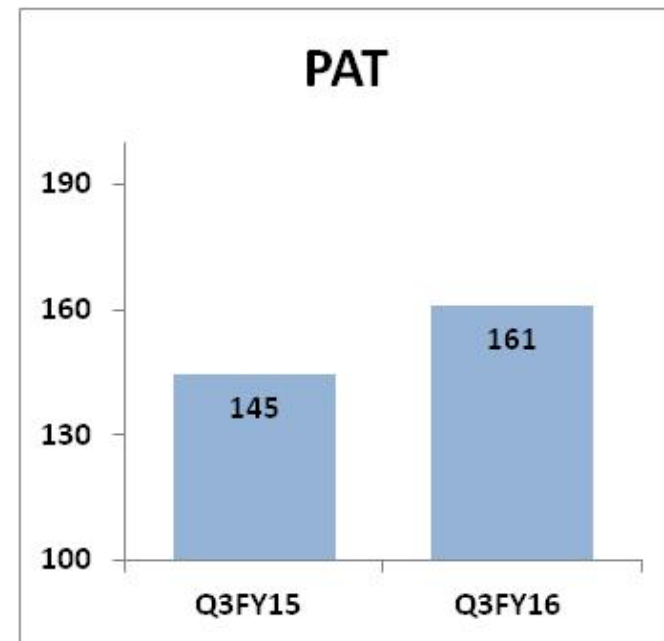
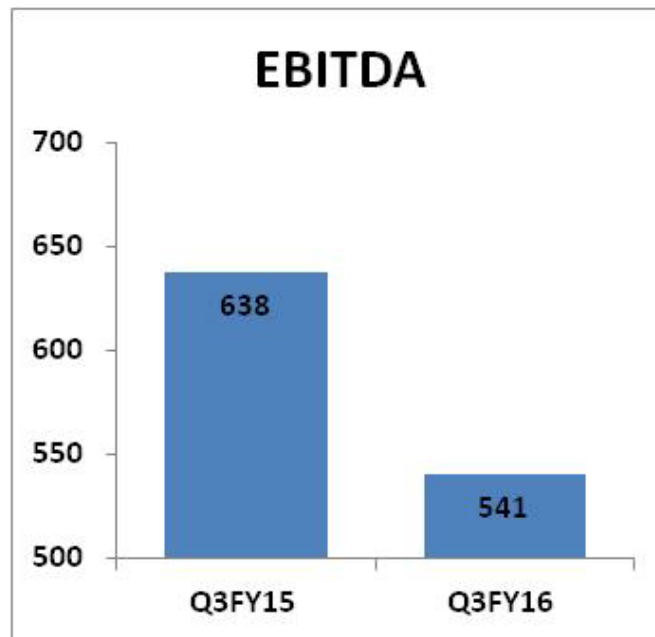
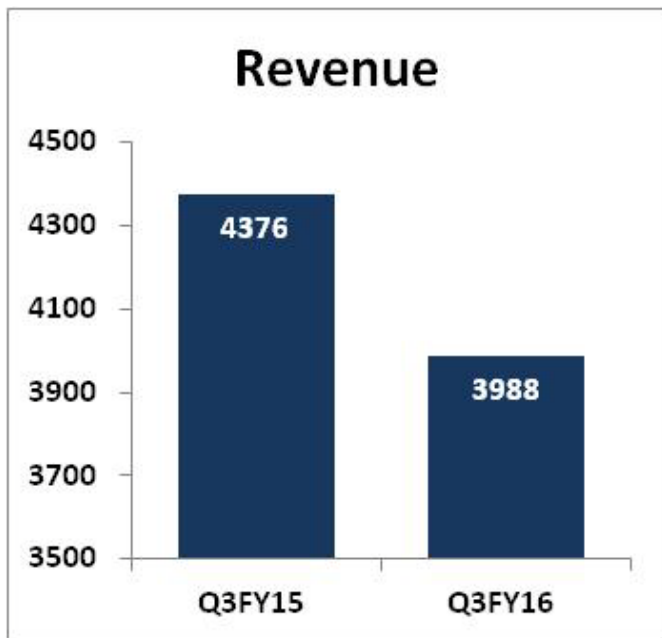
In Rs. Lakhs



# FY16 Performance



In Rs. Lakhs



# Company Overview




# Products Classification



**VALVES**



**CORES**



**SERVICE TOOLS**



**ADAPTERS & PLUGS**



**ACCESSORIES**



**AC PRODUCTS**



# Major Products



BICYCLE VALVES



MOTORCYCLE VALVES



SCOOTER VALVES



SCOOTER TUBELESS VALVES



INDUSTRIAL VEHICLE VALVES



PASSENGER CAR VALVES



PASSENGER CAR TUBELESS VALVES



TRACTOR VALVES



TRUCK & BUS VALVES



VALVE CORES TIGHTNERS



WATER FILLING ADAPTERS



CURING BAG VALVES



VALVE CORES



VALVE CAPS



BRIDGE WASHERS

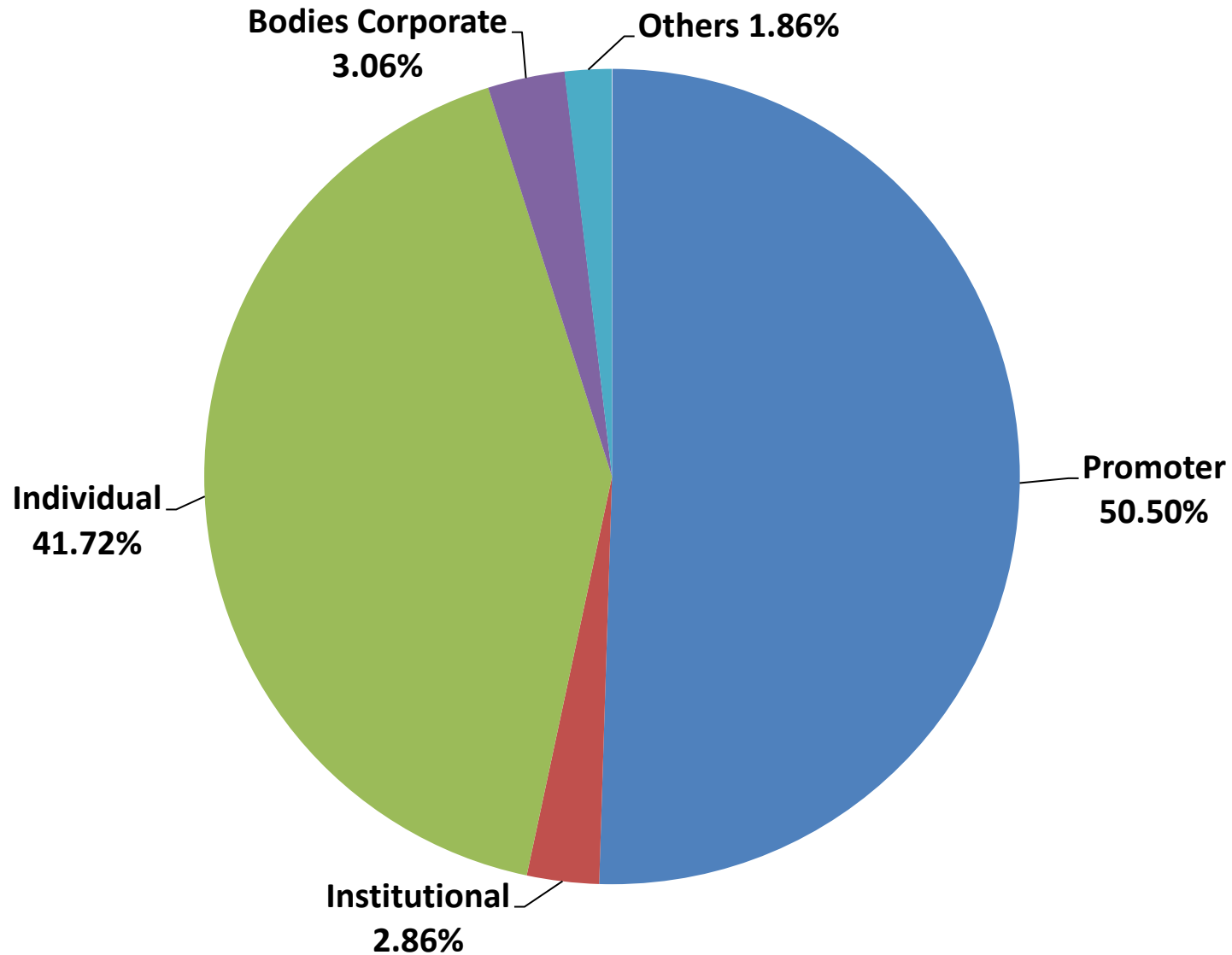


RIM NUTS

# Customers – Domestic and International



# Capital Structure



# Board of Directors & Key Management Personnel



S K Welling, Non-executive Chairman



Anuradha M Gokarn, Director



B R Pai, Independent Director

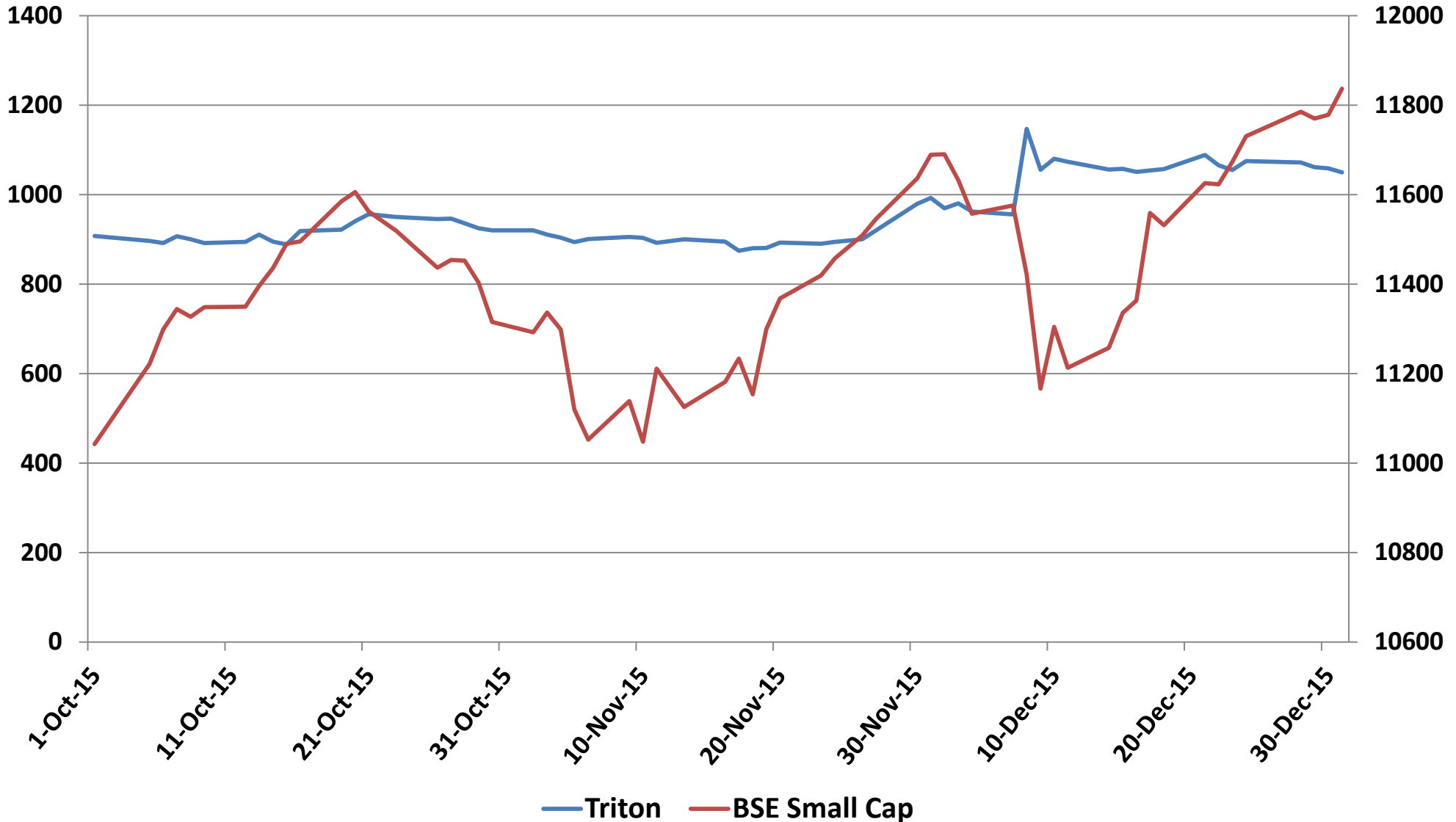



Aditya M Gokarn, MD



V. Sridhar, CFO

# Shareprice Movement October – December 2015





**TRITON**

Challenging Excellence

**Investor Relations:- [investors@tritonvalves.com](mailto:investors@tritonvalves.com)**

Company Identification Number (CIN) : L25119KA1975PLC002867

Sunrise Chambers, 22 Ulsoor Road, Bangalore, Karnataka, India

T: +91 80 25588965/966

F: +91 80 25586483